

2022 HASKELL COUNTY ASSESSOR'S OFFICE REPORT TO THE EXCISE BOARD

07/21/2022

City/Village								
DISTRICT	DESCRIPTION	PERSONAL PROPERTY	REAL PROPERTY	PUBLIC SERVICE	TOTAL VALUATION	HOMESTEAD EXEMPTIONS	OTHER EXEMPTIONS	NET VALUATION
T01	Stigler City	1,812,495	11,225,474	184,727	13,222,696	430,982	290,186	12,501,528
T02	Keota City	62,228	930,220	212,173	1,204,621	93,724	11,823	1,099,074
T03	Kinta City	29,868	482,909	97,489	610,266	44,071	31,184	535,011
T04	McCurtain City	13,764	640,040	138,988	792,792	77,467	22,497	692,828
T05	Tamaha City	0	214,082	0	214,082	17,989	14,240	181,853
CITY/VILLAGE TOTAL VALUATION		1,918,355	13,492,725	633,377	16,044,457	664,233	369,930	15,010,294

County								
DISTRICT	DESCRIPTION	PERSONAL PROPERTY	REAL PROPERTY	PUBLIC SERVICE	TOTAL VALUATION	HOMESTEAD EXEMPTIONS	OTHER EXEMPTIONS	NET VALUATION
C001	HASKELL County General	10,867,096	49,091,971	16,909,803	76,868,870	2,706,747	1,577,298	72,584,825
COUNTY TOTAL VALUATION		10,867,096	49,091,971	16,909,803	76,868,870	2,706,747	1,577,298	72,584,825

School								
DISTRICT	DESCRIPTION	PERSONAL PROPERTY	REAL PROPERTY	PUBLIC SERVICE	TOTAL VALUATION	HOMESTEAD EXEMPTIONS	OTHER EXEMPTIONS	NET VALUATION
I-10	Whitefield	649,497	2,643,768	549,063	3,842,328	207,168	25,753	3,609,407
I-13	Kinta	2,273,820	4,499,059	2,779,236	9,552,115	300,891	158,780	9,092,444
I-20	Stigler	4,463,609	30,916,684	6,755,533	42,135,826	1,363,517	1,096,807	39,675,502
I-37	McCurtain	1,206,051	2,155,570	2,789,212	6,150,833	169,418	69,544	5,911,871
I-43	Keota	1,328,021	6,811,141	3,736,476	11,875,638	502,218	177,734	11,195,686
JT-17	Quinton	946,098	2,065,749	300,283	3,312,130	163,535	48,680	3,099,915
SCHOOL TOTAL VALUATION		10,867,096	49,091,971	16,909,803	76,868,870	2,706,747	1,577,298	72,584,825

Vo-Tech								
DISTRICT	DESCRIPTION	PERSONAL PROPERTY	REAL PROPERTY	PUBLIC SERVICE	TOTAL VALUATION	HOMESTEAD EXEMPTIONS	OTHER EXEMPTIONS	NET VALUATION
Kiamichi	VoTech Kiamichi	10,867,096	49,091,971	16,909,803	76,868,870	2,706,747	1,577,298	72,584,825
VO-TECH TOTAL VALUATION		10,867,096	49,091,971	16,909,803	76,868,870	2,706,747	1,577,298	72,584,825

RECEIVED

JUL 28 2022

State Auditor
and Inspector

2022 HASKELL COUNTY ASSESSOR'S OFFICE REPORT TO THE EXCISE BOARD

07/21/2022

I, Shawna Hudspeth, Assessor of HASKELL County Oklahoma, do hereby certify that the foregoing is a true and correct statement of valuations for Real Estate, Personal Property, Public Service and Homestead Exemptions as certified by the State Board of Equalization and shown by the records in the County Assessor's office. Subscribed by my name and affixed the seal of the County Assessors office on this day of 07/21/2022.

State of Oklahoma)
) SS
HASKELL County)

Shawna G. Hudspeth

Shawna Hudspeth
County Assessor
HASKELL County

Seal

I, KAREN MCCLARY, County Clerk of HASKELL County Oklahoma, do hereby certify that the above is a true, correct and complete list of the valuations of HASKELL County Oklahoma as certified by the HASKELL County Assessor's office.

Karen McClary

KAREN MCCLARY
County Clerk
HASKELL County


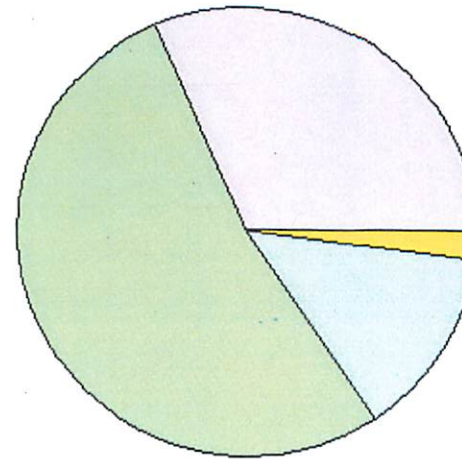
Seal

Excise Board:

Ray Miller *Joe Clement* *Deward Mackin*

7-25-2022
Date

Real	Count	Value
Agricultural	7	23,990
Commercial	204	4,143,182
Residential	1,181	7,058,302
Total Real Value	1,392	11,225,474
Homestead	385	430,982
Veteran	21	290,186
Other	0	0
Total Exempt	454	721,168



TIF Increment Value

Net Assessed **10,504,306**

Net Assessed Under Protest

Senior Freeze	77	104,084
Capped Parcels	492	1,318,329

Personal	Count	Value
Agricultural	10	5,818
Commercial	191	1,799,401
Mobile Home	9	9,281
Total Personal	210	1,814,500
Total Exempt	5	2,005

TIF Increment Value

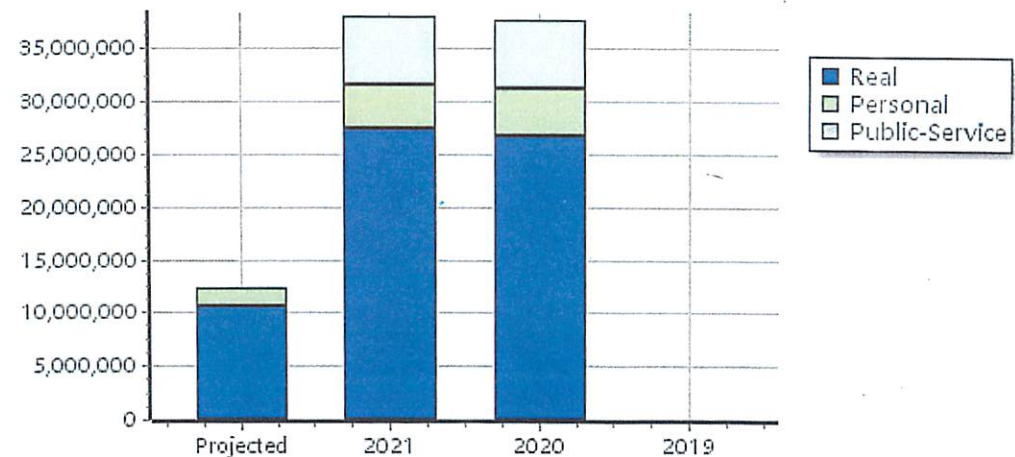
Net Assessed **1,812,495**

Net Assessed Under Protest

Public Service	Count	Value
Total PS Value	8	184,727

TIF Increment Value

Net Assessed **184,727**



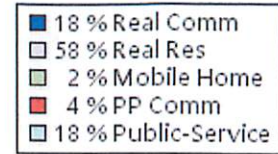
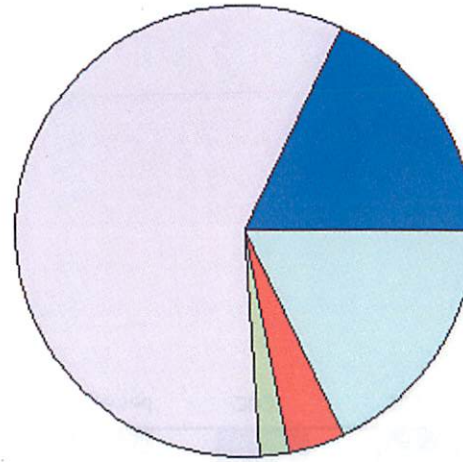
District Totals

Total Gross Value	13,224,701
Homestead Loss	430,982
Other Exemption Loss	292,191
TIF Increment Value	
Retained TIF Value	
Net Assessed Value	12,501,528

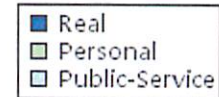
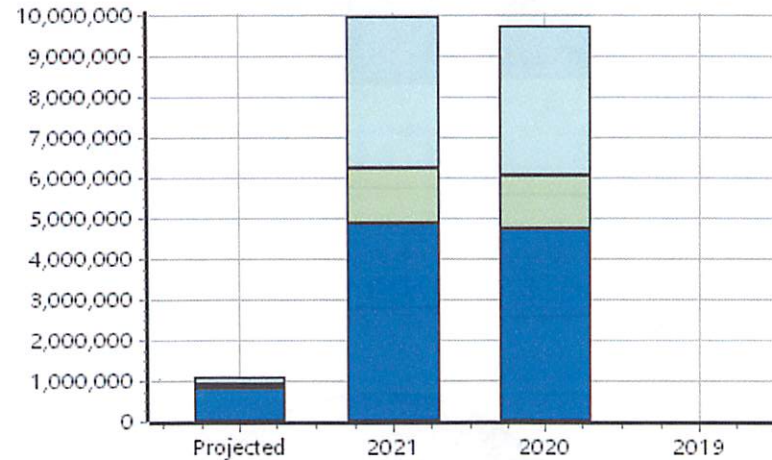
Net Assessed Under Protest

* Public Service Protests Values are not included on this report.

Real	Count	Value
Agricultural	0	0
Commercial	44	220,991
Residential	290	709,229
Total Real Value	334	930,220
Homestead	84	93,724
Veteran	4	11,823
Other	0	0
Total Exempt	100	105,547
TIF Increment Value		
Net Assessed		824,673
Net Assessed Under Protest		
Senior Freeze	19	17,844
Capped Parcels	91	79,357



Personal	Count	Value
Agricultural	0	0
Commercial	25	44,020
Mobile Home	9	18,208
Total Personal	34	62,228
Total Exempt	0	0
TIF Increment Value		
Net Assessed		62,228
Net Assessed Under Protest		



Public Service	Count	Value
Total PS Value	4	212,173
TIF Increment Value		
Net Assessed		212,173

District Totals	
Total Gross Value	1,204,621
Homestead Loss	93,724
Other Exemption Loss	11,823
TIF Increment Value	
Retained TIF Value	
Net Assessed Value	1,099,074
Net Assessed Under Protest	

* Public Service Protests Values are not included on this report.

Real	Count	Value
Agricultural	0	0
Commercial	25	87,231
Residential	280	395,678
Total Real Value	305	482,909
Homestead	41	44,071
Veteran	6	31,184
Other	0	0
Total Exempt	51	75,255

TIF Increment Value

Net Assessed 407,654

Net Assessed Under Protest

Senior Freeze	12	20,212
Capped Parcels	147	90,243

Personal	Count	Value
Agricultural	3	2,872
Commercial	8	17,891
Mobile Home	6	9,305
Total Personal	17	30,068
Total Exempt	1	200

TIF Increment Value

Net Assessed 29,868

Net Assessed Under Protest

Public Service	Count	Value
Total PS Value	3	97,489

TIF Increment Value

Net Assessed 97,489

District Totals

Total Gross Value	610,466
Homestead Loss	44,071
Other Exemption Loss	31,384

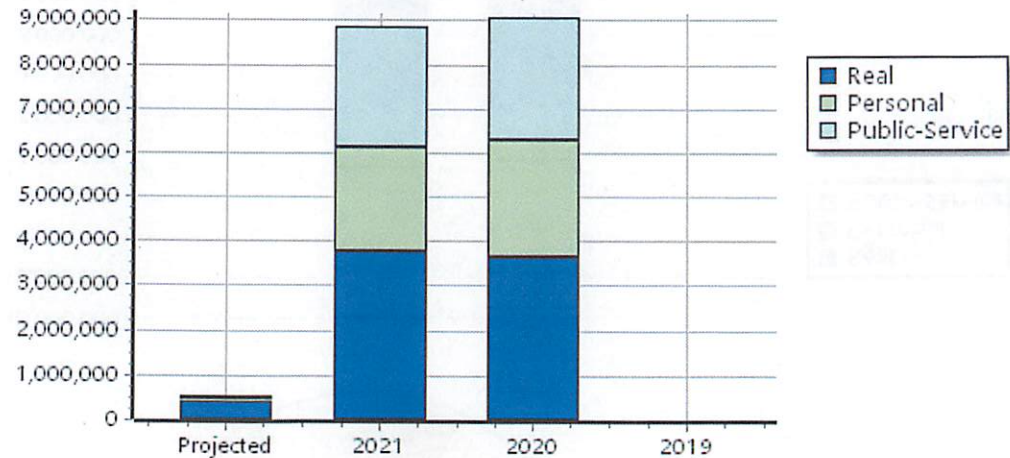
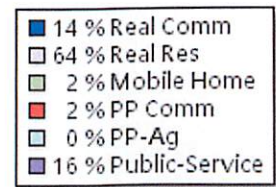
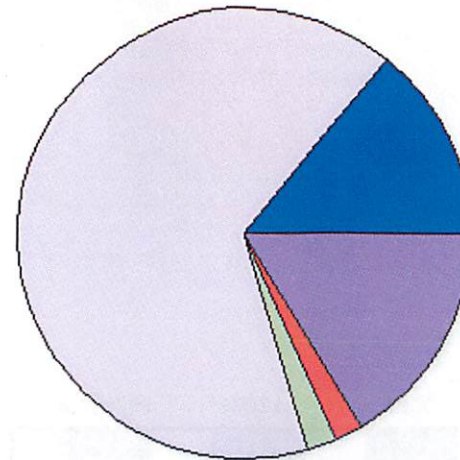
TIF Increment Value

Retained TIF Value

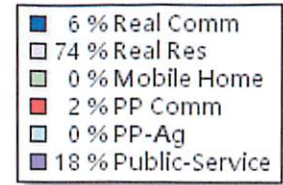
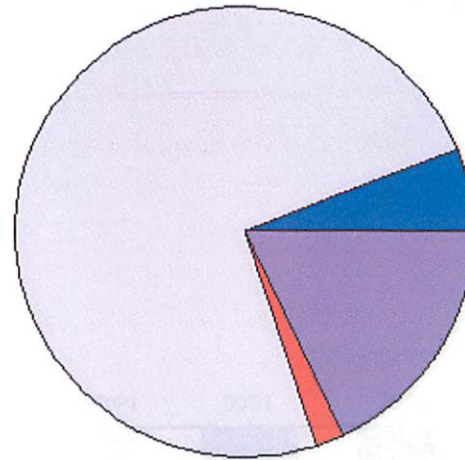
Net Assessed Value 535,011

Net Assessed Under Protest

* Public Service Protests Values are not included on this report.



Real	Count	Value
Agricultural	0	0
Commercial	21	50,349
Residential	428	589,691
Total Real Value	449	640,040
Homestead	75	77,467
Veteran	4	22,497
Other	0	0
Total Exempt	86	99,964
TIF Increment Value		
Net Assessed		540,076
Net Assessed Under Protest		
Senior Freeze	10	7,753
Capped Parcels	172	52,849

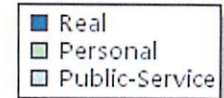
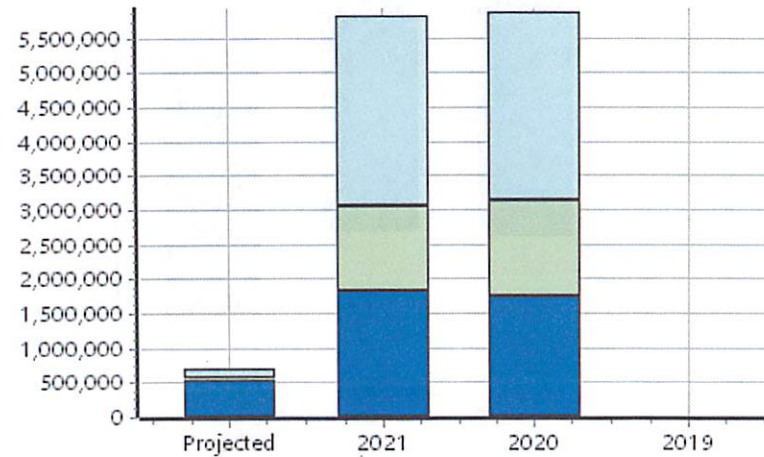


Personal	Count	Value
Agricultural	1	607
Commercial	8	9,370
Mobile Home	2	3,787
Total Personal	11	13,764
Total Exempt	0	0
TIF Increment Value		
Net Assessed		13,764
Net Assessed Under Protest		

Public Service	Count	Value
Total PS Value	2	138,988
TIF Increment Value		
Net Assessed		138,988

District Totals	
Total Gross Value	792,792
Homestead Loss	77,467
Other Exemption Loss	22,497
TIF Increment Value	
Retained TIF Value	
Net Assessed Value	692,828
Net Assessed Under Protest	

* Public Service Protests Values are not included on this report.



Real	Count	Value
Agricultural	0	0
Commercial	2	13,374
Residential	106	200,708
Total Real Value	108	214,082

Homestead	18	17,989
Veteran	2	14,240
Other	0	0
Total Exempt	21	32,229

TIF Increment Value

Net Assessed 181,853

Net Assessed Under Protest

Senior Freeze	3	7,879
Capped Parcels	48	19,410

Personal	Count	Value
Agricultural	0	0
Commercial	0	0
Mobile Home	0	0
Total Personal	0	0
Total Exempt	0	0

TIF Increment Value

Net Assessed 0

Net Assessed Under Protest

Public Service	Count	Value
Total PS Value	0	0

TIF Increment Value

Net Assessed 0

District Totals

Total Gross Value 214,082

Homestead Loss 17,989

Other Exemption Loss 14,240

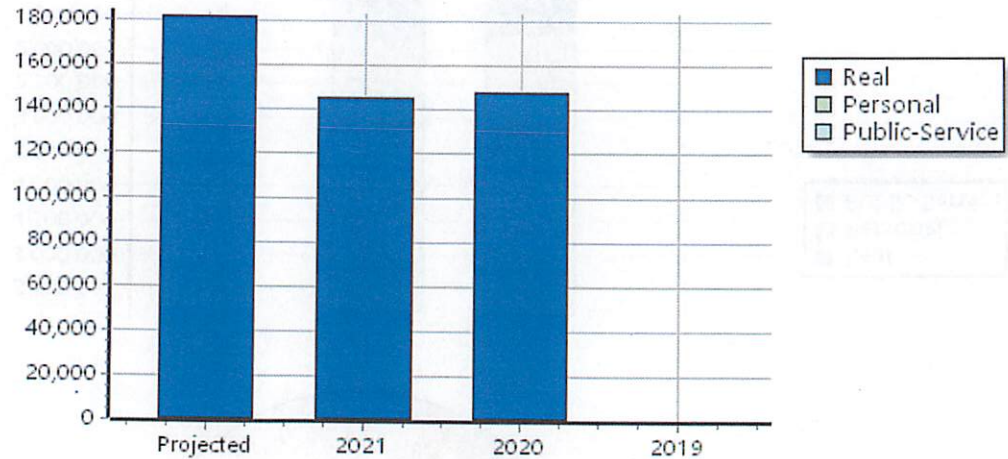
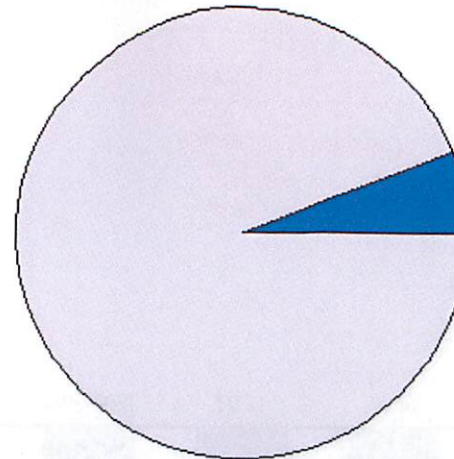
TIF Increment Value

Retained TIF Value

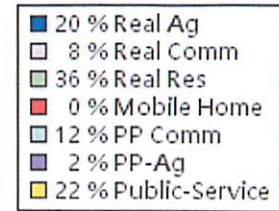
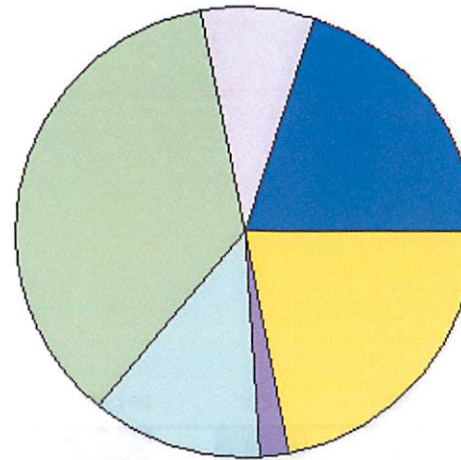
Net Assessed Value 181,853

Net Assessed Under Protest

* Public Service Protests Values are not included on this report.



Real	Count	Value
Agricultural	4,342	15,423,384
Commercial	395	5,745,961
Residential	6,890	27,922,626
Total Real Value	11,627	49,091,971
Homestead	2,528	2,706,747
Veteran	155	1,577,298
Other	0	0
Total Exempt	2,899	4,284,045

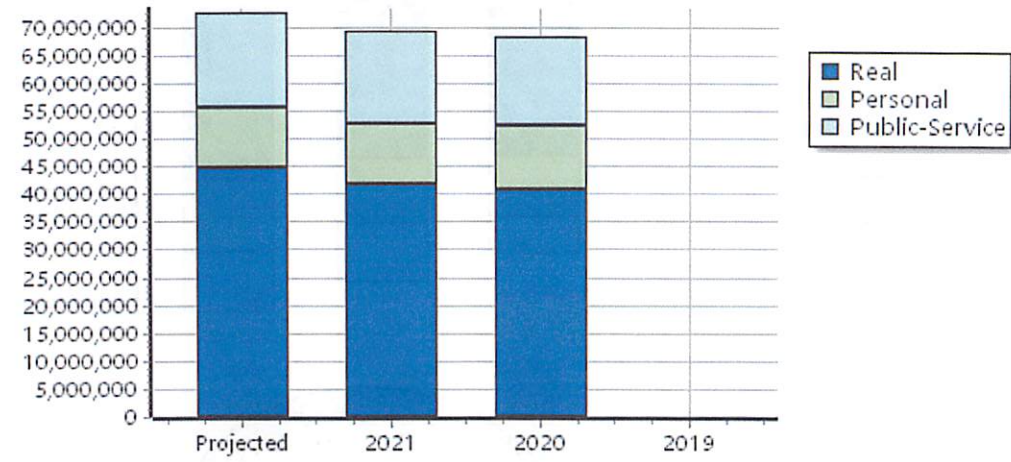


TIF Increment Value	
Net Assessed	44,807,926
Net Assessed Under Protest	
Senior Freeze	399 706,905
Capped Parcels	3,862 5,911,294

Personal	Count	Value
Agricultural	538	825,804
Commercial	486	9,555,126
Mobile Home	261	512,759
Total Personal	1,285	10,893,689
Total Exempt	129	26,593

TIF Increment Value	
Net Assessed	10,867,096
Net Assessed Under Protest	

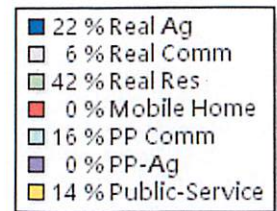
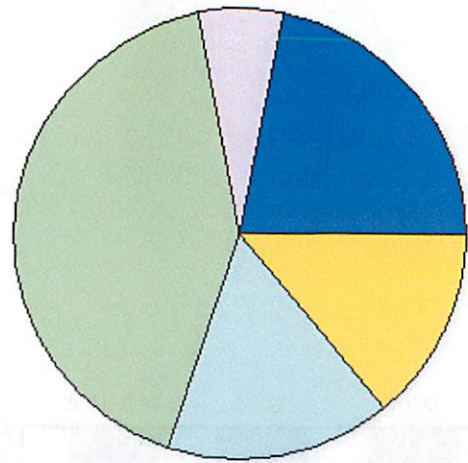
Public Service	Count	Value
Total PS Value	105	16,909,803
TIF Increment Value		
Net Assessed	16,909,803	



District Totals	
Total Gross Value	76,895,463
Homestead Loss	2,706,747
Other Exemption Loss	1,603,891
TIF Increment Value	
Retained TIF Value	
Net Assessed Value	72,584,825
Net Assessed Under Protest	

* Public Service Protests Values are not included on this report.

Real	Count	Value
Agricultural	277	839,145
Commercial	22	199,991
Residential	397	1,604,632
Total Real Value	696	2,643,768
Homestead	191	207,168
Veteran	4	25,753
Other	0	0
Total Exempt	215	232,921



TIF Increment Value

Net Assessed 2,410,847

Net Assessed Under Protest

Senior Freeze	34	74,275
Capped Parcels	326	599,722

Personal	Count	Value
Agricultural	25	34,109
Commercial	35	590,019
Mobile Home	17	26,169
Total Personal	77	650,297
Total Exempt	4	800

TIF Increment Value

Net Assessed 649,497

Net Assessed Under Protest

Public Service	Count	Value
Total PS Value	13	549,063

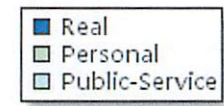
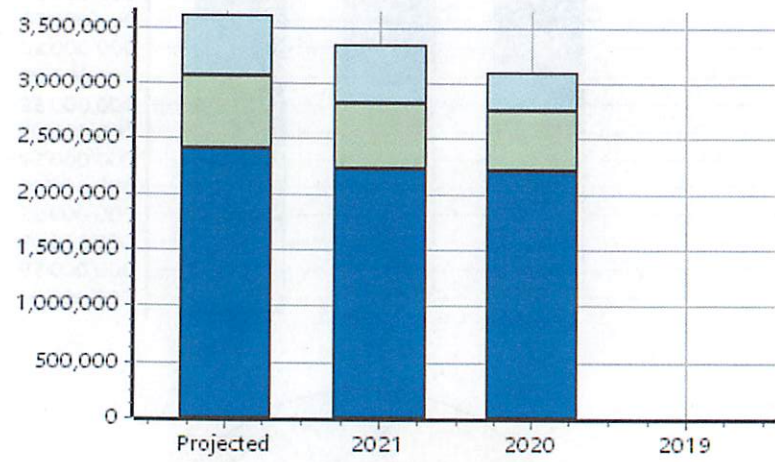
TIF Increment Value

Net Assessed 549,063

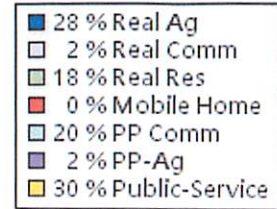
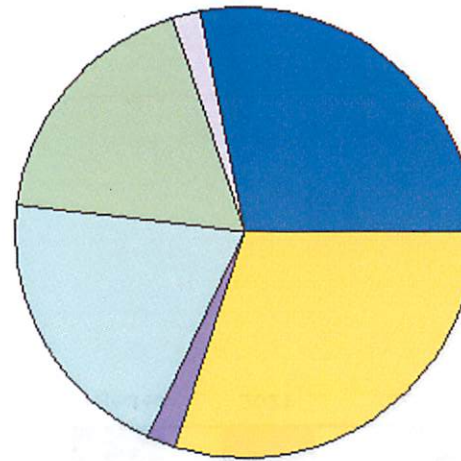
District Totals

Total Gross Value	3,843,128
Homestead Loss	207,168
Other Exemption Loss	26,553
TIF Increment Value	
Retained TIF Value	
Net Assessed Value	3,609,407

Net Assessed Under Protest
 * Public Service Protests Values are not included on this report.

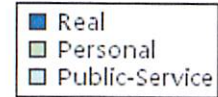
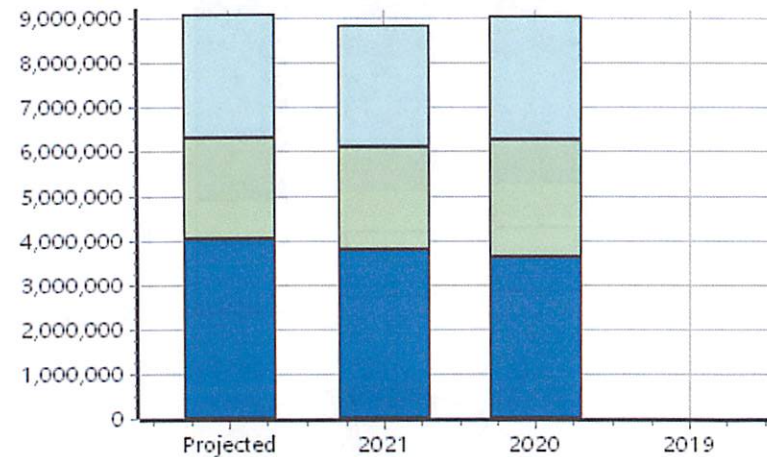


Real	Count	Value
Agricultural	994	2,691,376
Commercial	32	119,233
Residential	809	1,688,450
Total Real Value	1,835	4,499,059
Homestead	280	300,891
Veteran	22	158,780
Other	0	0
Total Exempt	327	459,671



TIF Increment Value	
Net Assessed	4,039,388
Net Assessed Under Protest	
Senior Freeze	48 101,646
Capped Parcels	679 855,137

Personal	Count	Value
Agricultural	109	198,481
Commercial	44	1,990,353
Mobile Home	35	91,540
Total Personal	188	2,280,374
Total Exempt	31	6,554




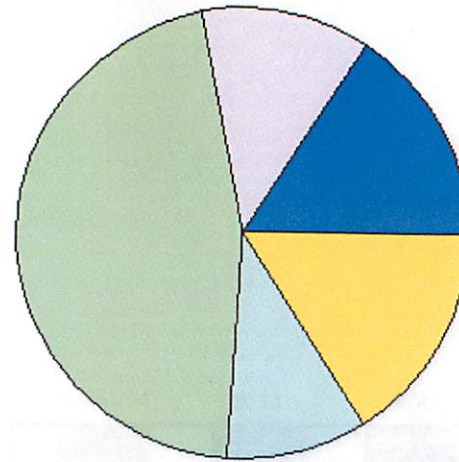
TIF Increment Value	
Net Assessed	2,273,820
Net Assessed Under Protest	

Public Service	Count	Value
Total PS Value	20	2,779,236
TIF Increment Value		
Net Assessed		2,779,236

District Totals	
Total Gross Value	9,558,669
Homestead Loss	300,891
Other Exemption Loss	165,334
TIF Increment Value	
Retained TIF Value	
Net Assessed Value	9,092,444
Net Assessed Under Protest	

* Public Service Protests Values are not included on this report.

Real	Count	Value
Agricultural	1,484	6,326,922
Commercial	257	5,028,411
Residential	3,684	19,561,351
Total Real Value	5,425	30,916,684
Homestead	1,274	1,363,517
Veteran	87	1,096,807
Other	0	0
Total Exempt	1,460	2,460,324



TIF Increment Value

Net Assessed 28,456,360

Net Assessed Under Protest

Senior Freeze	192	352,162
Capped Parcels	1,802	3,500,090

Personal	Count	Value
Agricultural	223	383,574
Commercial	289	3,855,899
Mobile Home	131	231,896
Total Personal	643	4,471,369
Total Exempt	38	7,760

TIF Increment Value

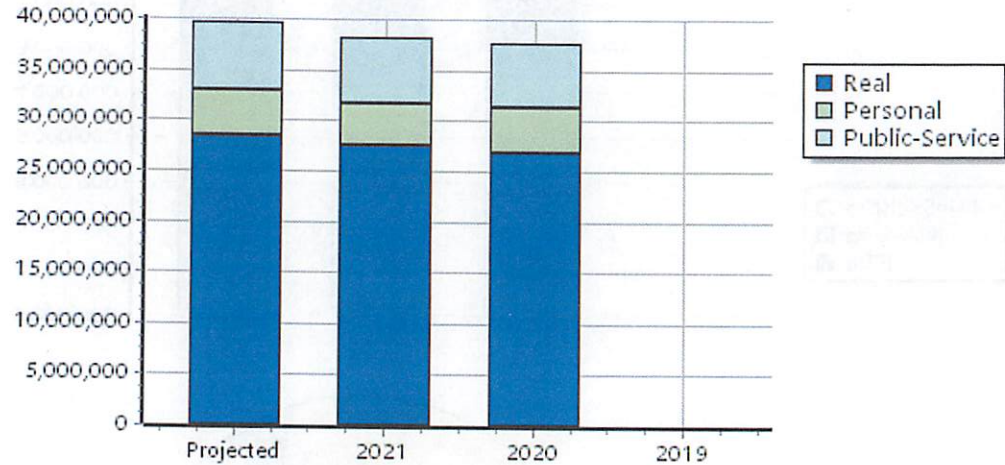
Net Assessed 4,463,609

Net Assessed Under Protest

Public Service	Count	Value
Total PS Value	30	6,755,533

TIF Increment Value

Net Assessed 6,755,533



District Totals

Total Gross Value 42,143,586

Homestead Loss 1,363,517

Other Exemption Loss 1,104,567

TIF Increment Value


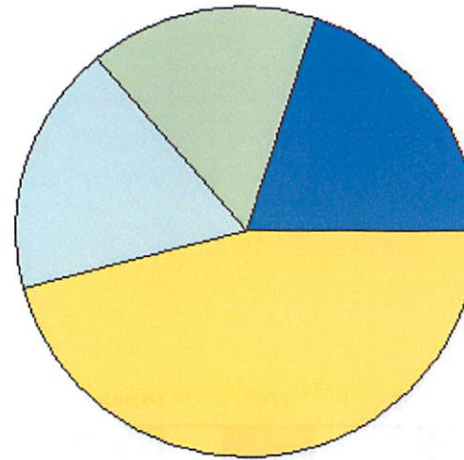
Retained TIF Value

Net Assessed Value 39,675,502

Net Assessed Under Protest

* Public Service Protests Values are not included on this report.

Real	Count	Value
Agricultural	444	1,172,867
Commercial	24	54,060
Residential	557	928,643
Total Real Value	1,025	2,155,570
Homestead	165	169,418
Veteran	10	69,544
Other	0	0
Total Exempt	185	238,962

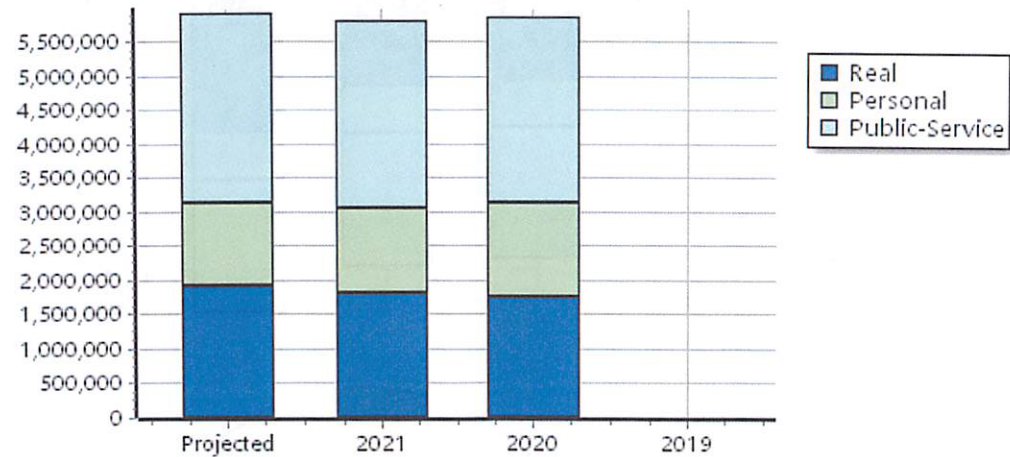


TIF Increment Value	
Net Assessed	1,916,608
Net Assessed Under Protest	
Senior Freeze	20 19,994
Capped Parcels	293 125,730

Personal	Count	Value
Agricultural	47	58,904
Commercial	32	1,118,938
Mobile Home	12	30,170
Total Personal	91	1,208,012
Total Exempt	12	1,961

TIF Increment Value	
Net Assessed	1,206,051
Net Assessed Under Protest	


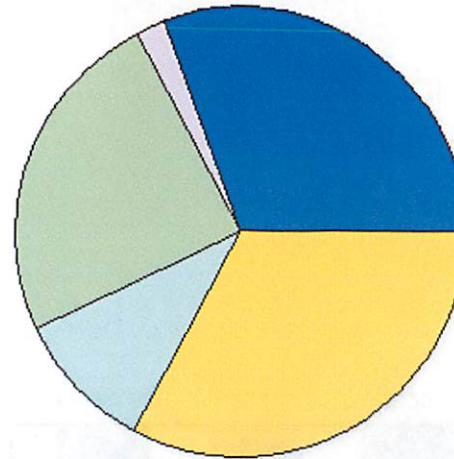
Public Service	Count	Value
Total PS Value	17	2,789,212
TIF Increment Value		
Net Assessed		2,789,212



District Totals	
Total Gross Value	6,152,794
Homestead Loss	169,418
Other Exemption Loss	71,505
TIF Increment Value	
Retained TIF Value	
Net Assessed Value	5,911,871
Net Assessed Under Protest	

* Public Service Protests Values are not included on this report.

Real	Count	Value
Agricultural	819	3,556,466
Commercial	54	292,131
Residential	1,021	2,962,544
Total Real Value	1,894	6,811,141
Homestead	466	502,218
Veteran	26	177,734
Other	0	0
Total Exempt	540	679,952

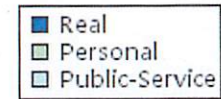
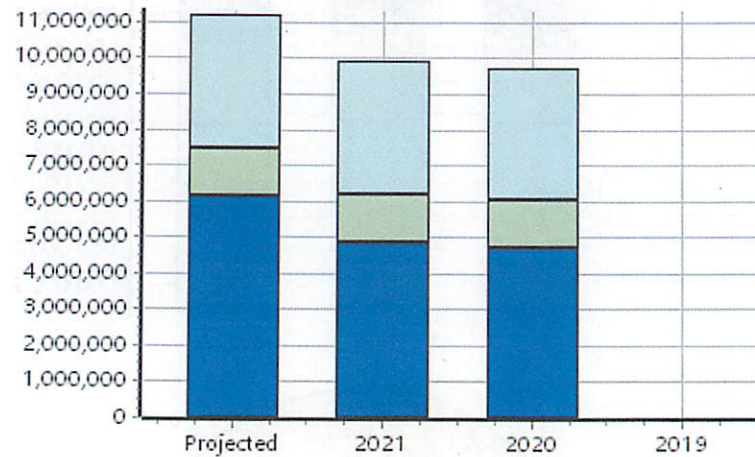


TIF Increment Value	
Net Assessed	6,131,189
Net Assessed Under Protest	
Senior Freeze	76 78,925
Capped Parcels	500 454,213

Personal	Count	Value
Agricultural	103	113,265
Commercial	67	1,135,139
Mobile Home	45	84,386
Total Personal	215	1,332,790
Total Exempt	28	4,769

TIF Increment Value	
Net Assessed	1,328,021
Net Assessed Under Protest	

Public Service	Count	Value
Total PS Value	19	3,736,476
TIF Increment Value		
Net Assessed	3,736,476	



District Totals	
Total Gross Value	11,880,407
Homestead Loss	502,218
Other Exemption Loss	182,503
TIF Increment Value	
Retained TIF Value	
Net Assessed Value	11,195,686
Net Assessed Under Protest	

* Public Service Protests Values are not included on this report.

Real	Count	Value
Agricultural	324	836,608
Commercial	6	52,135
Residential	422	1,177,006
Total Real Value	752	2,065,749
Homestead	152	163,535
Veteran	6	48,680
Other	0	0
Total Exempt	172	212,215

TIF Increment Value

Net Assessed 1,853,534

Net Assessed Under Protest

Senior Freeze	29	79,903
Capped Parcels	262	376,402

Personal	Count	Value
Agricultural	31	37,471
Commercial	19	864,778
Mobile Home	21	48,598
Total Personal	71	950,847
Total Exempt	16	4,749

TIF Increment Value

Net Assessed 946,098

Net Assessed Under Protest

Public Service	Count	Value
Total PS Value	6	300,283

TIF Increment Value

Net Assessed 300,283

District Totals

Total Gross Value	3,316,879
Homestead Loss	163,535
Other Exemption Loss	53,429

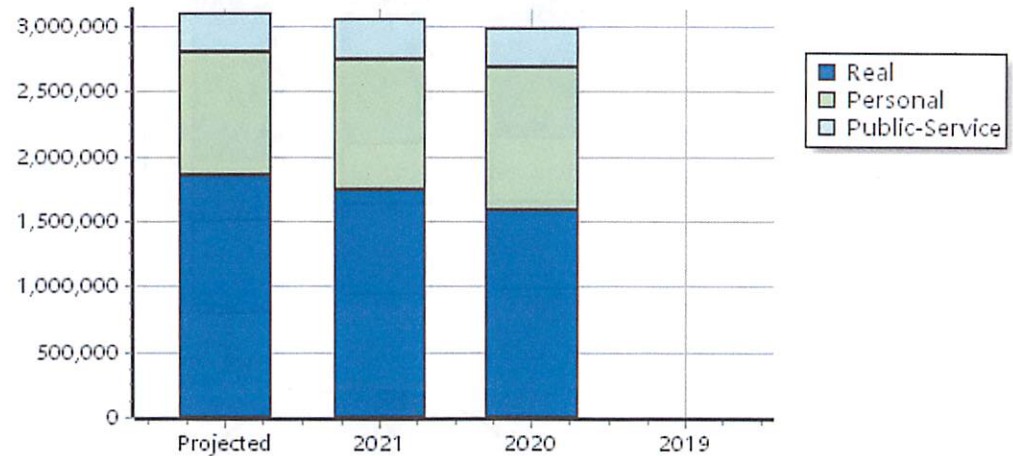
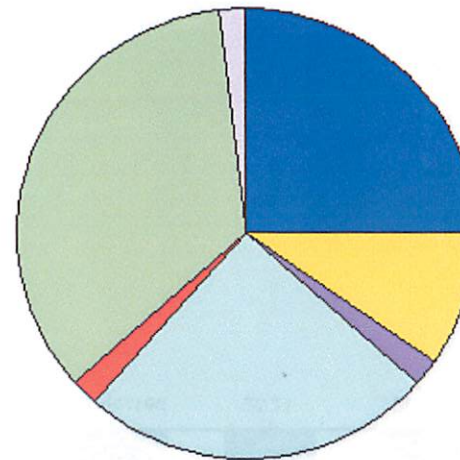
TIF Increment Value

Retained TIF Value

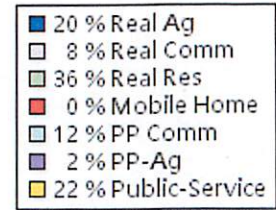
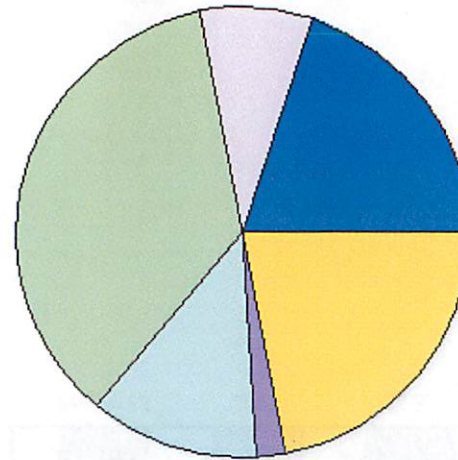
Net Assessed Value 3,099,915

Net Assessed Under Protest

* Public Service Protests Values are not included on this report.



Real	Count	Value
Agricultural	4,342	15,423,384
Commercial	395	5,745,961
Residential	6,890	27,922,626
Total Real Value	11,627	49,091,971
Homestead	2,528	2,706,747
Veteran	155	1,577,298
Other	0	0
Total Exempt	2,899	4,284,045



TIF Increment Value

Net Assessed 44,807,926

Net Assessed Under Protest

Senior Freeze	399	706,905
Capped Parcels	3,862	5,911,294

Personal	Count	Value
Agricultural	538	825,804
Commercial	486	9,555,126
Mobile Home	261	512,759
Total Personal	1,285	10,893,689
Total Exempt	129	26,593

TIF Increment Value

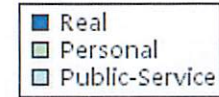
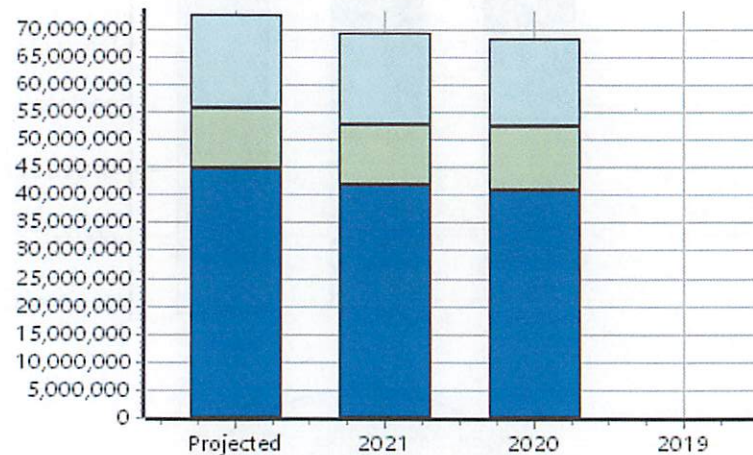
Net Assessed 10,867,096

Net Assessed Under Protest

Public Service	Count	Value
Total PS Value	105	16,909,803

TIF Increment Value

Net Assessed 16,909,803



District Totals

Total Gross Value	76,895,463
Homestead Loss	2,706,747
Other Exemption Loss	1,603,891
TIF Increment Value	
Retained TIF Value	
Net Assessed Value	72,584,825

Net Assessed Under Protest

* Public Service Protests Values are not included on this report.